

# LED Lamp Arrays

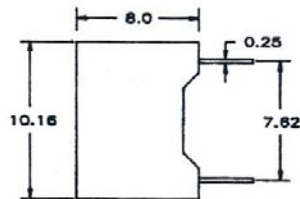
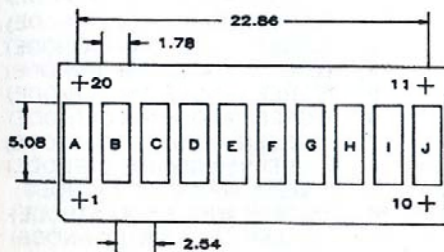
## FEATURES

- 10 segment LED Bar Graph Array
- Solid state reliability

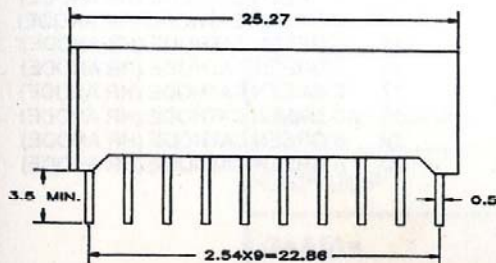
## OPTO-ELECTRICAL CHARACTERISTICS (Ta = 25°C)

PART NO.	PEAK WAVE LENGTH (nm)	EMITTED COLOR	MAXIMUM RATINGS					OPTO ELECTRICAL CHARACTERISTICS						
			IF(mA)	VR (V)	PD (mW)	T <sub>stg</sub> (°C)	T <sub>op</sub> (°C)	VF(V)			IR(μA)		IV(μcd)	
								typ.	max.	@mA	max.	@VR	typ.per seg.	@mA
MTB10000-RG	700	Red	30	5	85	-25~+85	-25~+100	2.1	3.0	20	100	5	900	10
MTB10000-G	567	Green	30	5	85	-25~+85	-25~+100	2.1	3.0	20	100	5	3400	10
MTB10000-Y	585	Yellow	30	5	85	-25~+85	-25~+100	2.1	3.0	20	100	5	2800	10
MTB10000-O	635	Orange	30	5	85	-25~+85	-25~+100	2.1	3.0	20	100	5	3900	10
MTB10000-HR	635	Hi-Eff Red	30	5	85	-25~+85	-25~+100	2.1	3.0	20	100	5	3900	10
MTB10000-UR	660	Ultra Red	30	4	70	-25~+85	-25~+100	1.9	2.5	20	100	4	34200	20

## PACKAGE DIMENSIONS AND PIN FUNCTIONS



NOTE: Pin 1 is designated by the following:  
 A) Cham on left corner of bar array.  
 B) Left side of face containing device part number.



### PIN NO. FUNCTION PIN NO. FUNCTION

1.	A ANODE	11.	J CATHODE
2.	B ANODE	12.	I CATHODE
3.	C ANODE	13.	H CATHODE
4.	D ANODE	14.	G CATHODE
5.	E ANODE	15.	F CATHODE
6.	F ANODE	16.	E CATHODE
7.	G ANODE	17.	D CATHODE
8.	H ANODE	18.	C CATHODE
9.	I ANODE	19.	B CATHODE
10.	J ANODE	20.	A CATHODE